



**NOVELTY**  
**Salt & Pepper**  
**Shakers**  
**CLUB**

**Board of Directors**

**President**

**Debbie Barger**

**Vice President**

**Louise Davis**

**Secretary**

**Kim Maddox**

**Treasurer**

**Josh Weaver**

**Membership Coordinator**

**Barry Yedlin**

**Newsletter Editor**

**Ken Parisot**

**INSIDE THIS ISSUE**

**Officers & Committee  
Chairs**

**What's New on the  
Website**

**Loss of Member**

**Board Reports**

**Jazz It Up in Kansas City**

**Baskets Needed**

**What a Dilemma**

**Legacy Member Story**

**Have and Wants**

**Shaker Postcards**

**Stately Shakers**

**EU Shaker News**

**Goebel S & P's**

**Chapter Meetings**

**California Mini**

**Convention**

**A New Era**

**by Debbie Barger**

One of my goals during my term as the Club president was to initiate the idea of updating the Club's logo. During the past year, I've worked with the Board of Directors to create the new logo that is debuting in this issue of our club newsletter. So why did we decide to update the logo? Times change and we need to change with them. But first, a little background about our original logo. The Club's logo was first developed in 1987 by Norma Montaigne. This logo served our Club well for more than 32 years, but it was time for a refresher.

We wanted to create a logo that was more modern, fun, and yet still professional looking. We wanted a logo that would draw younger members, but still be appealing to our current members.

But how do you do this? First, the BOD developed a list of criteria that we wanted for the logo. Then I reached out to graphic designers. Once the designer was chosen, the work began. I worked with the designer to give them information and background about our Club and the criteria we had set for the logo. I then received several design samples that I shared with the BOD. After receiving feedback from the BOD, it was back to the designer for changes. After another round of samples and feedback, the BOD chose a final version of the logo.

As you can imagine, it's hard to get a consensus on design preferences from a large group. That is why the BOD was chosen to work on this project. Even among the six of us, it was hard to choose a design we all liked. Each of us had our own preferences for style and color but were able to come to a decision on the new logo design.

The result is a versatile Club logo that can be used in all types of applications. The new logo is fun, yet still professional looking without being specific to one collecting theme. The new logo can be used in all types of applications, such as print, electronic, color, black and white, horizontal or vertical formats. Samples of the different logo formats are shown below.



We have already updated the Club's newsletter, convention banner, Facebook pages, and website. We are still making updates to our various marketing materials the Club uses to promote itself. If your chapter has been using the Club logo on materials, please visit with me to get the new logo so you can update your materials. The old logo should now be retired as we move forward with the new design.

I hope you like the new Club logo!

## Offices & Committee Chairs

### Chapter Presidents

Each chapter is entitled to one full page FREE ad in the newsletter each year. This ad can be used as follows: 1 full page, 2 half pages or 4 quarter pages. Send ads to Ken Parisot at kparisot@frontiernet.net or mail to PO Box 679, Palo Cedro, CA 96073

### Newsletter

Articles, advertisements, comments, chapter minutes, non-specific input, have/ want ads are always welcome. Newsletter deadlines are February 1st, May 1st, August 1st and November 1st unless otherwise posted. For convention shakers and all other club merchandise, make checks payable to Novelty Salt & Pepper Shakers Club. Please make payments in US Dollars.

President— <b>Debbie Barger</b>	(515) 745-4862	debbiebarger.db@gmail.com
Vice President— <b>Louise Davis</b>	(503) 650-8499	dmac925@yahoo.com
Secretary— <b>Kim Maddox</b>	(214) 499-6043	kim.maddox@att.net
Treasurer— <b>Josh Weaver</b>	(216) 533-0575	jweaver@neomed.edu
Membership Coordinator— <b>Barry Yedlin</b>	(623) 975-6870	spclubmembership@q.com
Membership Email—	spclubmembership@q.com	
Newsletter Editor— <b>Ken Parisot</b>	(530) 547-4388 PO Box 679 Palo Cedro, CA 96073	kparisot@frontiernet.net
Club Web Master— <b>Pat Yedlin</b>	(623) 975-6870	yedlin1@q.com
Club Website—	<a href="http://www.saltandpepperclub.com">www.saltandpepperclub.com</a>	
Club Authorized Merchandise— <b>Karen Weaver</b>	(330) 332-8128 PO Box 365 Canfield, OH 44406	klw4snps@gmail.com

This newsletter is not to be reproduced without written permission of the Novelty Salt & Pepper Shakers Club. The Novelty Salt & Pepper Shakers Club does not discriminate against potential members on the basis of sex, age, racial origin, religion or national origin. Merchandise advertised in the Newsletter is not necessarily Club sponsored. Authorized items will always display the official club logo. The Novelty Salt & Pepper Shakers Club is not responsible, nor liable, for transactions between individuals or advertisers. Use of the national logo is prohibited without written permission. All rights reserved.

## What's New on the Website? Pat Yedlin

### A whole new look!

#### Featured Shaker Sets:

Toshikane Seahorses  
NASA Faith 7 Spacecraft  
Noritake Japanese Couple  
Bear Condiment & Hanger  
Royal Crowns

#### Featured Shaker Series:

Dull Tan Funny Animals  
Tiled Abstract Animals  
New England Ceramics Nursery Rhyme/Story Book Series  
Smaller Version of Children from Different Countries  
Animals with Pearl Necklaces  
Vandor Household Items

#### Featured Articles

Pacific Pottery

#### Collections for Sale

Two new collections added

#### Member Spotlight

Noreen Neary  
Joyce Schurk  
Doris Atwater

**43,000+ sets in the shaker database!**

### Sad News from Therese Francin

Dear Pat:

In late November my husband was diagnosed with pancreatic cancer. Being in a debilitated state, and in a nursing home with multiple problems, he passed away on January 10, 2019, in hospice, very peacefully.

I believe he was an associate member for quite sometime, and attended the chapter and the 2002, 2003 and 2009 conventions with me. Thank you. Theresa Francin

The club sends their prayers and thoughts to Theresa.



## President, Debbie Barger



Is it Spring yet? It's kind of hard to tell by the weather in Woodward, IA. We get one or two good days in the 70s then rain, or even snow, and cool temperatures again. I'm ready for Summer and all the flea markets and sales that come along with it.

As you've probably noticed, the Club has a new logo. Beginning with this newsletter, the Club is launching a new look and feel for our logo, website, Facebook pages, and Club materials. We are currently in process of updating all our materials to reflect the new logo. Please check out the article elsewhere in this newsletter explaining the reasons behind the logo change.

Are you ready for convention? I sure am. My hotel reservation is made, and my convention registration has been sent in. I hope by now you've sent yours in too! I can't wait to see everyone in Kansas City. If you're coming to convention, please consider volunteering when you get there. There's always a need for help. Just ask!

And speaking of volunteering, we need a new editor for the Jr. Member Newsletter. Our current editor, Sara Nickerson, must step down due to work commitments. The Jr. Member Newsletter is published quarterly and is written specifically for our junior members. Check out a past issue on the Club's website to get a better feel for how it's written. If you are interested in this position, please contact me. I would be happy to discuss it with you in further detail.

See you in Kansas City! Debbie Barger

## Vice President, Louise Davis

Happy Spring - although in some parts of the country winter is not going away willingly!

As of this writing the BOD has received 3 nominations for the Lifetime Achievement Award. By the time you receive this newsletter, we will have closed nominations and made our selection. Please always remember that only one member can be selected to receive the award each year so if you submitted a nomination and that individual isn't selected, please feel free to submit their name again in the future.

Please remember to submit your chapter rosters annually. If you have any questions or concerns, please let me know.

Hope to see you at Convention!



## Secretary, Kim Maddox



A big shaker hello everyone! As I write this farewell report as your club secretary, I am preparing for the convention in Kansas City. I always enjoy putting together my display and seeing an idea come to fruition. Costumes are more difficult as I'm no seamstress, but I'm great with a glue gun. If you've never participated in the contests why not give it a try this year. We have so much fun!

As I said, this is my last report but you can't get rid of me that easily. I'll be working with the auction committee and am putting together the First Timers Meeting this year. I love this club and will continue to work to make it a success.

Until I see all of you at convention keep on shaking!

Kim Maddox

# Treasurer, Josh Weaver



## Novelty Salt & Pepper Shakers Club, Inc. Oct 1, 2018 - Mar 31, 2019

Submitted by Josh Weaver

<b>Income:</b>		<b>Assets:</b>	
Dues	\$ 10,458.09	Savings	\$ 60,969.51
Interest	\$ 12.56	Checking	\$ 51,823.99
Junior Member Donation	\$ 99.76	Equipment	\$ 1,000.00
Merchandise	\$ 2,916.08	Inventory	\$ 3,198.00
<b>Total Income</b>	<b>\$ 13,486.49</b>	<b>Total Assets:</b>	<b>\$ 116,991.50</b>
<b>Expense:</b>		<b>Liabilities:</b>	
Accountant	\$ 425.00	Prepaid Dues 2020	\$ 2,689.70
Equipment	\$ 1,466.59	Prepaid Dues 2021	\$ 332.12
Ballot	\$ 241.42	Prepaid Dues 2022	\$ 302.50
Merchandise	\$ 1,657.28	Prepaid Dues 2023	\$ 137.50
Newsletter Postage	\$ 757.56	Prepaid Dues 2024	\$ 100.00
Newsletter Printing	\$ 614.84	Prepaid Dues 2025	\$ 32.50
Officer Expense	\$ 323.85	Prepaid Dues 2026	\$ 35.00
Webmaster	\$ 325.00	Prepaid Dues 2027	\$ 35.00
Bank Service Charges	\$ 47.00	Conv. 2019 Shakers	\$ 1,313.00
Marketing	\$ 750.00		
2019 Convention	\$ 1,804.23		
2020 Convention	\$ 1,000.00		
Junior Newsletter	\$ 170.04		
Liability Insurance	\$ 485.00		
<b>Total Expense</b>	<b>\$ 10,067.81</b>	<b>Total Liabilities:</b>	<b>\$ 4,977.32</b>
<b>Net Income:</b>	<b>\$ 3,418.68</b>	<b>Net Assets:</b>	<b>\$ 112,014.18</b>
		<b>Jr Membership Fund</b>	<b>\$ 1,828.17</b>

## Membership Coordinator, Barry Yedlin



A few fun membership facts:

- We have 642 members
  - The state with the most members is Ohio with 54 members. California is a close second with 53 members.
  - The club was established in 1987 when it split from the Salt Shakers Collectors Club. By the end of 1987 there were approximately 175 members of which 36 are still members today.
  - 60 members said they like to collect “plastic”
  - 59 members said they like to collect “Disney”
- Only 13 members said they like “minis” – I know there’s more than that.

Just a reminder, the membership referral contest ends July 1<sup>st</sup>. You could win a free year’s membership. Just refer the most new members. There are two categories – dealers and regular members. The winners will be announced at the convention in Kansas City.

New logo = new referral cards. If you would like some to hand out, just let me know and I’ll send you some or see me at Convention.

**Did you get an email advising your dues are do, but you don’t know what to do?**

1. Go to the Club’s website, [saltandpepperclub.com](http://saltandpepperclub.com) and log-in.
2. Go to your My Account page, scroll down to the bottom, click “Renew” and follow the prompts.

See you at convention!

Barry Yedlin

Membership Coordinator

## Webmaster’s Report, Pat Yedlin



Surprise! The Club’s website has a brand new look! Hope you like it.

I can’t comment on what the changes are exactly because as I write this report our website media company is still in the design phase. The new logo was a good reason to change the look of the Club’s website. Plus the website is almost 4 years old and ready for change. A contract has been signed and the initial concept has been approved (it’s going to be great!), but it’s still in development as of the first part of May. In the near future Josh and I will get access to do our part in the changes.

Some new articles/pages to look for are:

- A new *public homepage* with a modern, up to date style. It will prominently highlight our promotional video.
- A new *member homepage* that promises to be easier to navigate.
- *Shaker Tips, Hints & Ideas* – a collection of shaker tips that members shared on our Facebook group. Examples include how to clean shakers and shaker inventory ideas. Thank you everyone!
- *Reference Books* – A long list of shaker reference books. Thanks Ruthie Denney for the info!
- *How to Sell a Salt & Pepper Collection* – Help for people who inherited a collection or need to downsize.

So definitely take the time to log in to [www.saltandpepperclub.com](http://www.saltandpepperclub.com) and see some major changes.

Can you believe it’s been a year already since the Club created our private Facebook group, Novelty Salt & Pepper Shakers Members’ Forum? Where has the time gone? If you’ve been meaning to join, now is the time to do it! Don’t put it off another year (LOL).

Pat Yedlin

Webmaster

## Newsletter Editor, Ken Parisot



Well, we have blown through another Spring. I don't know where the time goes. The club has completed another election cycle. We mailed out 559 ballot with a return of only 174.. Even though the candidates were running unopposed, I was quite disappointed in the small number of returned ballots. The end does not seem to justify the means. Maybe this is something that we need to look at as a club.

But the really great news is that four members stepped up to the plate and ran for office. I would like to congratulate the returning officers and welcome Liane Sousa to the Board.

President—Debbie Barger

Vice President—Louise Davis

Secretary—Liane Sousa

Treasurer—Josh Weaver

On to my regular job. I can't be thankful enough for all of the great articles that are being prepared for the newsletter. The contributors are giving all of you very informative, well written and sometimes funny articles and tidbits for our newsletter. Thanks to all of you. Ken

## Jazz It Up in Kansas City

by Debbie Simmons



The Thirty-Fourth annual Novelty Salt and Pepper Shakers Collectors Club Convention, Jazz It Up In Kansas City, is less than two months away. Embassy Suites KC International Airport is the location of the convention which will be held July 19 and July 20 this year (2019).

Of course, there is a lot of fun and buying and selling that starts earlier in the week. A Kansas City and barbecue tour is available early in the week. The tour will stop at Fiorella's Jack Stack Barbecue at the Freight Yards for lunch. Please see the club's or Jack Stack's websites for Jack Stack's lunch menu. Lunch is not included in the tour cost. The tour starts at 9:30 am

and ends at 3:00 pm.

Also, on Wednesday night, the Belger Gallery is hosting an open house for convention attendees. There will be speakers, including S & P Club member Cheryl Lenhart. They will speak about the origin of salt and pepper shakers and also the creative process in making those wonderful shakers. The Belger Gallery exhibition from July through September will be salt and pepper shakers. Some of the artists featured include familiar names such as Thomas Adam and Gary Seymour. Additional ceramic and porcelain artists' works will be represented too. Free beer, wine and soft drinks will be available for guests.

The speakers at this year's convention include Bonnie Clark who will speak on chalk ware salt and pepper shakers and Kelsey Peyton who will speak about plastic salt and pepper shakers. In addition, Friday, we will be unveiling this year's convention shaker. Only 125 sets were made this year so make sure you order your set soon. The early cut off registration deadline is June 10,2019, so please send your registrations in by this date. Late

registrations will still be accepted after June 10<sup>th</sup> until the end of June.

Embassy Suites KC International Airport reservations can be made until June 20, 2019 for the convention rate as long as rooms reserved in our block are still available. The weekend dates of July 13<sup>th</sup> and July 14<sup>th</sup> are already booked. As of right now, rooms are available Monday, July 15<sup>th</sup> through Monday, July 22<sup>nd</sup>. Unfortunately all of the handicapped accessible rooms have been booked through the convention dates (members and others have reserved them). You can call 1-800-EMBASSY or use the hotel link that can be found in the registration information booklet on the club's website, [www.saltandpepperclub.com](http://www.saltandpepperclub.com). An airport shuttle is available from 5:30 am through midnight and it runs every half-hour.

Please don't miss out on all the fun. There are numerous museums, the Kansas City Zoo, amusement parks and other tourist sites in Kansas City. Numerous tourists come to Kansas City every year. In addition, there are many antique stores in the area. This convention is one you don't want to miss.

Shake, Shake, Shake...

## Basket Donations Needed

The convention committee needs donations for the raffle baskets the July convention. They can be shipped to Deborah Simmons

or brought to convention. Items can be

shakers, gift cards or certificates, homemade crafts, or other welcomed donations. We appreciate your help.

**Please contact Maureen Meyer, Mary Hagerla, or Deborah Simmons (913-370-6000)**



## What a Dilemma

- Once, years ago, there was a Mensa Convention in San Francisco.
- (Mensa, as you know, is a national organization for people who have an IQ of 140 or higher.)
- Several of the Mensa members went out for lunch at a local café. When they sat down, one of them discovered that the salt shaker contained pepper & the pepper shaker was full of salt.
- How could they swap the contents of the 2 bottles without spilling any & using only the implements at hand? Clearly this was a job for Mensa minds.
- The group debated the problem, presented ideas & finally came up with a brilliant solution involving a napkin, a straw & an empty saucer.
- They called the waitress over, ready to dazzle her with their solution. "Miss", they said, "We couldn't help but notice that the pepper shaker contains salt & the salt shaker - " but before they could finish, the waitress interrupted, "Oh! Sorry about that".
- She leaned over the table, unscrewed the caps of both bottles & switched them.
- There was dead silence at the Mensa table.
- Kinda reminds you of the government, doesn't it?
- Don't confuse IQ and education with common sense.

John Ragan



# Salt & Pepper Legacy Member Story...

## Each Member Has a Story to Tell

by Laura Daniels



It was my pleasure to get together with **Norma Montaigne** and learn about her journey as a novelty salt and pepper shaker collector.

### How It All Started

Norma lives in Pittsford, Vermont – the land of NO salt and pepper shakers to buy. Norma’s journey started at a flea market in New Haven, CT where she helped a friend sell pre-cut material at her booth. She went for a walk and it happened – she spotted a Chinese Junk with the little hut on top that came off in two pieces to be the salt and

pepper set. HAD TO HAVE IT, was her first reaction.

### About Norma’s Collection

Little did she know what the single set was going to do to her life and her home. First, she started collecting boats, canoes, then sail boats, oh and there was a freighter. Then, she needed a shelf and another and another.

Fish, birds, squirrels, children, nurse rhyme characters, television and movie character – they all came and jumped into her life and collection.



### Chapter and Convention Activities

Then one day she was in an antique shop and was looking for shakers and the sales person asked innocently, “Oh, are you a member of the Club?” CLUB???? I had to know more...” was her first thought.

Norma got the telephone numbers of Dotty and Billy Avery in Maitland, FL. They were helping to run the convention, along with Betsy Zalweski and Malva Davenport, which was taking place the next month in Pittsburg PA – this was 1987 and this would be the 2<sup>nd</sup> annual Club convention. She went to Pittsburg and as the saying goes... the rest is history. She was hooked. She walked away wanting to help so she offered to do the Club logo that still exists to this day as it was drawn over 30 years ago.



Norma has also supplied many of the annual convention logos and member’s convention badges.

Norma started going to chapter meetings and decided New England needed a meeting of its own. So, along with the New York members, a New England Chapter was born, it later became know as the Yankee Chapter. It is still an active Chapter with meeting in the Spring and Fall of each year.



## Norma Montaigne cont...



As if designing the logo and starting a chapter was not enough, Norma edited the newsletter for several years and then in 1992, hosted the Burlington, VT convention. The hotel staff even got into the fun by wearing blue jeans and plaid farm shirts. There were bales of hay and they did a “sugar and snow” in July - can you imagine – the hotel made snow for the Club! Roaming minstrels playing VT state music wandered through the rooms. This convention also hosted the first costume contest, which is still a featured event at all annual conventions.

Also, with traveling getting much more expensive, the idea of the shoe box display was born. It allowed more members to become involved without adding to the travel cost of future convention participants.

Volunteering and helping at other conventions are also some things Norma offers when she attends a convention. She has participated in the display, costume and theme contests over the years – looking through her collection to figure out something fun to display.

### What Norma Is Up To Now

Now, after the 2018 convention she has to add even more shelves to be able to enjoy the many new sets acquired at convention. Her walls seem to be getting smaller and smaller. Her collection now totals over 4,000 sets. And, to keep it under control, she now requires each shaker be “different” – that is, no two cats standing, instead, one cat could be laying down and the other cat could be playing with yarn. It does not always work, but it is a plan... for now.

Hope this gives you some insight into Norma, her collection and most important, her contribution to the Club.

I hope this will continue to be a quarterly newsletter article. If you would like to participate, please feel free to reach out to me, Laura Daniels. My information is in the roster. If you prefer to write your own article, that would also work. This feature was introduced in the September 2017 newsletter – please refer to that article as your starting point. The Club members’ stories are all important and will help to create the historical fabric of the Club. Thank you to all who participate.

## Have and Wants

### Wanted

Contact Member: **Paula Monarch**, [suspiria77@zoho.com](mailto:suspiria77@zoho.com)

Rare Lefton Poodle Chef



Vintage Lefton Dog



Vintage Enesco Lil Bear Poodle 1950's



Vintage Pink



# Shaker Postcards by Carol Detweiler & Debbie Barger

The Adventures of the Capitol Collectors Travel Shakers

**Destination: Kansas & Iowa Dates: Sept. 2014**

**Traveling Companions: Carol Detweiler & Debbie Barger**



In 2017 on the way to the convention in Minnesota, Debbie Barger and I took a road trip in Kansas and Iowa. The shakers were delighted to join us and visit some interesting tourist spots. Our first stop was in Wamego, Kansas at the Wizard of Oz museum. Lots of wonderful information and exhibits about the book and the movie.



From Wamego we drove to Abilene, Kansas where General and President Dwight D. Eisenhower grew up. It is also the location of his Presidential Library. We enjoyed touring the museum, Ike's boyhood home, and chapel. Dwight, Mamie and their oldest son Doud David Eisenhower are buried in the chapel.



Our next stop was just outside of Lebanon, Kansas. Lebanon is the Geographical Center of the contiguous United States. There is a monument at this location.



And we just had to stop at the World's Largest Ball of Twine in Cawker City, Kansas.



No trip to Iowa would be complete without stopping at the Shaker Museum in Traer, Iowa.

The traveling shakers enjoyed posing with Ellen Young who runs the museum.



# Shaker Postcards cont...



We visited the Campanile tower on the Iowa State University campus. The Campanile is a carillon tower.



They also tried to blend in with some of the shakers that are on exhibit.



Our last visit was to the Little Brown Church in the Vale in Nashua, Iowa. We arrived just at the end of a wedding. Across the street from the actual church is a miniature of the church. The shakers just had to pose on the steps of the miniature church.



What made this trip extra special for me is that I have shakers of five of the places we visited. Thanks Debbie for making it possible to visit all these places. It was a fun time.



Eisenhower Chapel \* Abilene, KS



Geographic Center of the Lower 48 States \* Lebanon, KS



Campanile Tower \* Ames, Iowa



Largest Ball of Twine \* Cawker City, KS



Little Brown Church in the Vale Nashua, Iowa



## Stately Shakers of Texas Part Two by Carol Detweiler

Houston was the home of the Astrodome. The Astrodome is the world's first multi purpose domed sports stadium. Then is opened in 1965 it was given the nickname the "Eighth Wonder of the World" Because of the dome the original natural grass playing surface died. The Astrodome became the first major sports venue to install artificial turf. It became known as AstroTurf. The Astros stopped playing baseball at the Astrodome after the 1999 season. Here is a photo of the Astrodome and one of the shakers.



After the Texan defeat at the Alamo, Texas gained their independence from Mexico at San Jacinto outside of Houston. Today on the sight of the San Jacinto battlefield stands a 50 story high obelisk. You can take an elevator to the top for an amazing view, or tour the museum at the base.



A short distance from the San Jacinto Monument is the Battleship Texas. This is a ceramic set of the San Jacinto Monument and the Battleship Texas.



Austin is the capitol of Texas.

The Capitol building was completed in 1888 and at the time it was billed as the "Seventh Largest Building in the world".

## Stately Shakers of Texas Part Two cont...

Here are two sets of the Capitol. The one is of the whole building. That set is marked "Made in Texas." The second and newer set is of the dome.




Austin is also home to the University of Texas. The UT Austin Tower was completed in 1937. The main building was created to house the university's central library. Rising twenty-seven floors above the reading rooms the tower contained the library's book stacks. This set of the Austin tower is also marked "Made in Texas".



San Antonio, home of the Alamo. It was at the Alamo that less than 200 men attempted to gain independence for Texas from Mexico. The siege took place from February 23 to March 6, 1835. In the end Santa Anna's troops overtook the mission and killed all 189 Texan's including Col. James Bowie and David Crockett.

The Alamo remains a symbol of Texas pride and independent spirit.

Here are two different sets of the Alamo.





The section "A,to,R" is finished; we had Adam & Ziege (DE) , Advertising (EU), Alessi (IT), Andy Titcomb & Arthur Selby for Cosmic Zoom (UK), Animal Park by Villeroy & Boch, (FR) Antwerp Souvenirs (FR), Bailey Lorna (UK), Carlton (UK), Crown Devon (UK) , Delfts Blue (NL) , Dolezalek-Watson (DE), Europe souvenirs (EU), FarbTon (DE), FK Design (DE), Formano (DE), Franke (DE), Gandhi shaker sets (DE-FR), German sets (DE), Hollohaza (HG) Inspiration (NL), Koziol (DE), Limoges de France (FR), Lueber(DE), MIRI (DE), Oftriart (FR), Oriental Ceramics (UK), Ritzenhoff (DE), Pylones (FR), Sagaform (SE), Snoeck Jan (NL), Sunday-Hamburg (DE)

Continuing with Seymour Gary (UK)

Gary Seymour - Designer of shakers & teapots  
 Teapot Island, Hampstead Lane, Yalding Maidstone,  
 Kent ME18 6HG England  
 07718738075  
[gary\\_seymour@btinternet.com](mailto:gary_seymour@btinternet.com)

Source: Gary Seymour

Gary finished his school in the eighties and it was the rock music that appealed him of being in a music band. It didn't work out and after several years of trying, doing odd jobs to pay for his guitars and making records, he went back to his first love: Art.



He always liked drawing people and one day a friend of his suggested attending an evening class in pottery. He loved working with clay straightaway but unlike everybody else in the class who was throwing a pot on the wheel, he started modelling a figure and in the next few months he was sculpting portrait busts and figures in motion. He became obsessed with sculpture and bought books on Rodin, Bernini, Michelangelo, Henry Moore (there was no internet back then).

He went to Florence in Italy to see the great Italian masters work for real. Michelangelo's slaves being his favourite piece. A lot of the great monumental works were made as terracotta models (maquette) initially and then scaled up, these clay models were fabulous study material for him.



In the 1990 a friend of him was working as a ceramic painter for a designer by the name of Richard Parrington. Richard at that time was part of the new Renaissance of British potters making Novelty Teapots ( Paul Cardew, Tony Carter and Martin and Judy Bibby from The Tea pottery in Yorkshire were the main designers at that time).



He told Gary that Richard was looking for an assistant designer and put him forward to attend! He had no idea what to expect as the idea of Teapots didn't interest him, but he went along out of curiosity. Richard obviously saw something in Gary's work that he brought along to show, and offered him the job immediately. Gary realised that using his modelling skills( which is his favourite part of the process) could adapt to his designs into more commercial ideas and not impacting his statement as an artist! For the next six years he was working in different departments. He was slip casting for two years then painting, mould making, learning about the kilns, attending trade shows. He had the keys to Richard's factory who didn't mind him working after his hours on his own designs. He looks back at this period as his 'apprenticeship'! He made his first three teapot designs at Parrington's which were based on cars; a mini cooper, a VW (Volkswagen) and a Land Rover. In 1998, he left Parrington's and started on his own and have been self-employed ever since.



His studio is at a place called Teapot Island which has the largest public collection of Teapots in the world on display and is well worth a visit with a restaurant and lovely countryside walks. He has known the owners for many years as they were his number one Teapot collectors when he first started in 1998!

He has made 126 different Teapot designs so far.

### Teapot designs



Many years ago, Gary made one or two shaker sets but didn't properly market them. The Silver Surfer is an early one of him and still one his favourites as he was a huge Marvel fan when he was a boy and especially to that character!



The idea of shakers appeals to him as they are smaller and easier to produce than teapots and also more practical to display on the shelf! He does it all by himself and works on his own, so he only produces limited editions of small numbers. He made in the recent years about 25 different shaker sets.

Most have a music theme as he is interested in the history of pop culture since the birth of rock n roll in early 1950's. Being a musician himself, he has an understanding of different musical genres and related fashions that goes with it. He attends lots of music festivals and vintage/retro events and markets where he sells his work. He likes science fictions themes and folklore and legends which England has a lot to be inspired from! He currently has a site on ETSY where he sells his more recent pieces. [www.etsy.com/shop/rockerbilialia](http://www.etsy.com/shop/rockerbilialia)

## EU SHAKER NEWS (Part 31) cont...

The whole idea of his “Rockerbilia” range is that he can merge his interest for Music with his art. He knows a fair bit about the history of contemporary music since early Elvis through to modern day so he can tell a story through his work so to speak!



He made a series of shaker shaped classic electric guitars ( Fender, Telecaster, Gibson, Flying V) also modelled and made a Prince's Yellow Cloud guitar. It was a limited edition of 50 sets with the amplifier as the salt and the guitar as the pepper. He placed it on his ETSY site and within two days it was taken off by request of the Prince's Paisley Park Foundation. He was desist from advertising it.

As far as his range of shoe shakers concerned he has seven different sets at the moment. This boot is known as a **Monkey Boot** and was originally designed for the Czech army but was adopted by the English Mod scene in the late sixties (if you're familiar with Paul Weller the musician , he proudly advertises these in a lot of his publicity photos) They will be either all black or dark tan with yellow laces( the iconic colour scheme). These boots have become an iconic shoe these days.



These are the finished clay models of the **Beatles boot** and the **Rockabilly creeper**. The moulds have been freshly made. Some of the moulds need many sections to complete a model but the shoes generally are four section pieces moulds made from a dense pottery plaster.



These photos are of the clay modelling of the **Dr Marten boots** shakers and how the model progresses. As the clay starts to dry, so you can achieve the better detail. He used his old pair of boots as a “live” model.







**Teapot and salt and pepper shakers**



**Ladies stiletto ankle boot teapot and shakers**

**Tasselled loafers**



**Vivienne Westwood boots**



This set is also made by Gary Seymour on request of the Heartland chapter set 2019. I do believe this is the number 1 set, all gold trimmed.



Gary will be attending this year's US convention in Kansas City and he is looking forward to meeting collectors and collections respectively! As artist he is very interested to see how other ceramists have designed shaker sets over the years. He will have a couple of new designs available, especially for the Kansas convention.

I'm already excited to meet him and to see more and learn of his shaker designs I do hope you enjoyed this article and the pictures of the shakers

Véronique  
Rene.springael@telenet.be

# GOEBEL S & P's Chapter Seventy Five

Only two unpublished sets have turned up since our last Chapter in 2016. If anyone has a GOEBEL set not yet shown, PLEASE send us the info. In the interlude we have decided to attempt to show some sets not yet uncovered by our members. the pictures will be composed from various sources.


by Hubert & Clara McHugh



The 2-3/8" tall, Sitting Indians, smoking a Peace Pipe, were found by Josh Weaver. P 481 set is by Reinhold Unger in 1925.



NO ONE would associate this DISH with a SALT & PEPPER SET, if found alone, but when M 2 ABC Shakers are in it, it becomes M 11 ABCD.

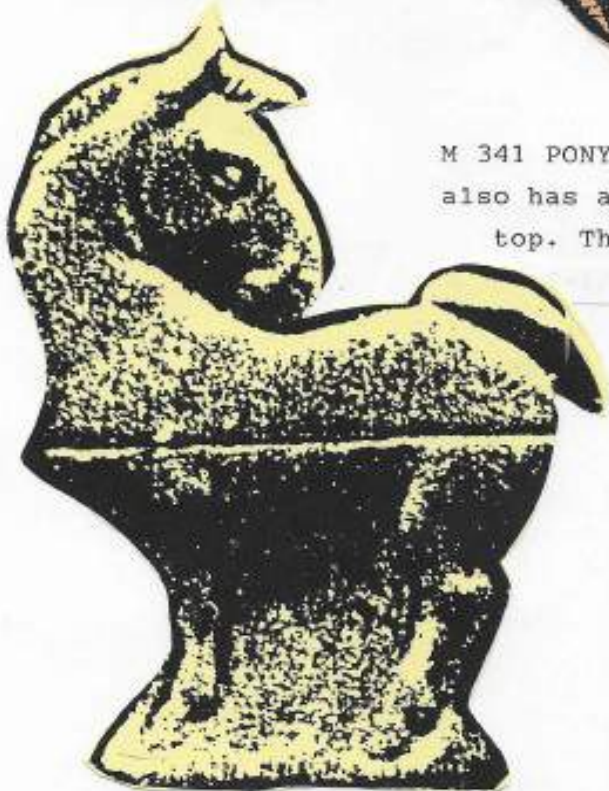


M 8 ABCD Sailboats were created by Erich Lautensack way back in 1936. The Condiment Set is shown about Full Size.

The 5-1/2" long  
RACE CAR Condiment  
set, # M 298 has  
a Shaker Top and  
Condiment bottom.  
NO Sculptor was  
credited for  
the 1930's set.



M 341 PONY Condiment Set  
also has a Shaker for it's  
top. The Horse stands  
4-1/2" tall.



\* The BUZZARDS below are number  
M 393 ABC consisting of S 598  
Condiment and P 599 & P 600  
Shakers.

We found the DONKEY Set of  
S 612 Condiment, with  
P 640 and P 641 Shakers  
just before the 2018  
convention.



# CHAPTER MEETING & ACTIVITIES

## Yankee Chapter

April 27, 2019

By Joyce Schurk

Our meeting was held at the Plumb Library in Shelton, CT.

The room has just been renovated, very nice.

We started with a nice potluck lunch, which was enjoyed by all.

Our meeting opened with 16 in attendance. Two attending for the first time. Arlene Brown passed away and her granddaughter has her shakers to keep and sell the ones she has no room for. They are Jenifer & Justin Bryan. It was a pleasure to meet them.

### Old Business

We talked about the convention, which will be in Kansas City, MO July 19-20, 2019. We will also have a tray lot to put in the auction. The convention will be in New Jersey in 2020.

### New Business

The tea cup auction netted \$34.00

The theme shaker was (souvenir) won by Laura.

Our lunch at the next meeting will be paid for by our Chapter. Pizza from Artans.

Bonnie showed a set of shakers done on the computer. A castle and an outhouse.

The club sent Phyllis a card, she is in the hospital. I also sent Norma and Andrea Get Well Cards.

Next meeting to be announced.

We bought and sold, a good time was had by all. Dues were collected, \$10 for the year.

## Garden State Chapter Minutes

By Secretary Joycie Porter

The Halloween Bash was held on Saturday, October 20, 2018, at the River Vale Public Library.

Rosalie opened the meeting. WOW What a Big Meeting...So many members showed up and new ones too...Welcome to our new members...Lorraine Levy and Gail Goldstein.

The National Office need people running by December 1st for office. Send candidate names to Ken Parisot.

Our chapter was having a new election. Rosalie suggested people volunteer. We need new blood. A new president, vice president and secretary. No one volunteered.

Motion was made for term limits to be extended.

Motion was made to have lunch at the Renaissance Newark Airport Hotel for our Spring Bash April 6<sup>th</sup>. We will have lunch at the Ironbound Grill. They will provide a complimentary meeting room provided that we buy lunch. The food is yummy.

Thanks to Linda, Rosalie and Barry for getting the favors for our meeting.

Linda gave the treasury report.

We donated \$50.00 to the library for our meeting room after a motion was passed.

The Shaker Meeting winner for the theme contest which was a monster set was Rosalie Friedberg for Frankenstein in the Car set

The 50/50 that was \$41.00 was won by Patty Brown McHugh.

The costume contest was won by Connie Reid

We also had "Pin the nose on the Skeleton" contest won by Connie Reid.

We then played Salt and Pepper Bingo which is always so much fun.

A great time was had by all.

So...Shake Shake Shake in the Garden State!

## Garden State Spring Fling 2019 Minutes

Submitted by Joycie Porter

Our Spring Fling was held on April 6, 2019 at the Renaissance Newark Airport Hotel, the site of our 2020 convention. It is such a beautiful hotel.

Rosalie started the meeting with the 50/50 which was won by Lorraine Levy who received \$33.00.

We held our business meeting and started by approving the minutes from the fall meeting.

Rosalie made a motion to donate \$100.00 to the raffle at the Kansas City Convention which was unanimously approved.

Members and the chapter presidents from Yankee, Garden State and Big Apple Chapters attended the meeting and we all voted that the three Chapters would donate \$75.00 for the goody bags at the Kansas City Convention. We also voted to put the #2 Northeast Mini Convention Set made by Allyson Nagel set in the Kansas City Auction in a tray lot with two other nice sets with a reserve. It is an adorable baseball set.

Linda gave the treasurers report.

We had to work on a skit for Kansas City as we are hosting the 2020 convention. Rosalie had a great idea for us.

Rosalie explained the plans for the New Jersey Convention.....Hotel, Trips, Etc. We need prizes for the 2020 Convention goody bags and prizes for the raffles.

Barbara from the Renaissance Hotel staff came to our meeting to talk to us about the Convention 2020 and gave us a tour of the hotel and the beautiful rooms.

We had a delicious lunch in the hotel restaurant and then had the teacup auction.

We voted on the Theme Contest Shaker "In Days of Yore at the Renaissance" and Linda was the winner with a castle and dragon set.

We played Shaker Bingo which was lots of fun. The meeting ended with smiles. Joycie Porter

# CHAPTER MEETING & ACTIVITIES

## Shakers, Eh?

Spring 2019 meeting minutes

We met on Saturday, May 4, at Mary Rhoden's beautiful new house in Smiths Falls, Ontario. A good crowd of ten people attended. We started off by touring Mary's new place and admiring all the finishes. Then we settled into some serious visiting, mixed with a little bit of shaker shopping and raffle ticket buying.

The official meeting took place in the living room. President Jane Paetzold presided. Here are the highlights:

- We expressed our sadness at the passing of Edna McRae. Edna hadn't been a member of our chapter for very long, but she was so happy when she attended meetings, and she always went home with a good haul of shakers and raffle prizes. RIP, Edna.

- We talked about chapter officer roles. Bob Gentile offered to take over as Treasurer if Barb Nuttall wanted a break, but Barb indicated that she is happy to continue in that role. Jane will continue as President, Horst Paetzold as newsletter editor/producer, and Mary Gelinas will continue as membership coordinator and chapter secretary

- Some folks owed dues. They paid up. Mary G. will update the Dues List and send a copy to Horst.

- Horst talked about the expense of printing the newsletter. He asked if members would be content to receive only an emailed copy. These folks said yes to this option: Beverley Hutton, Bob Gentile and Kate Okolisan, Barb Nuttall, and Mary Gelinas.

- These members want a print copy of the newsletter, even if they are also getting an e-copy: Mary Rhoden, Muriel Bowen, Jane Paetzold, Brian and Penny Cotton, Carline Belanger, Pat and Mike Disney, and Trent Hollingsworth.

- We decided against doing a raffle basket at convention this year because most of us are flying. Since the cost of producing print copies of the newsletter is so high, our chapter doesn't have much money in the bank; this reality argues against putting together a raffle basket consisting of cash.

- Next meeting: Barb Nuttall offered to host the Fall 2019 meeting. Yeeha! Some of us have not yet seen the addition to her Shaker Shack, and we're pretty excited. Date and theme will be announced later.

The meeting adjourned. We voted on sets entered in the theme contest: "Vacation." Tough competition because two over-achievers did displays instead of a single set. Brian Cotton won with his vignette of travellers at the Canadian border crossing. Very clever!

As the winner, Brian got to take first pick of raffle prizes.

We moved on to play time. President Jane brought another round of the "Recently sold on eBay" pix that Josh had set up at the 2018 convention. We played "Low, Medium, High" trying to



guess what each set had sold for. We split into two teams. We were all bad at guessing, especially when sets we perceived as "high" came in at ridiculously "low" selling prices. Good sets never go that low when WE try to buy on eBay!

We turned our attention to the raffle. In addition to membership dues, raffle proceeds are our other (only other?) source of revenue. Fortunately, Jane finds great prizes at yard sales, and Mary G's husband is generous about donating items, so we usually have a good selection for the lucky winners.

The day ended with lunch. Mary R. must have spent the whole day before making salads to accompany the rolls and cold cuts: potato salad, jello salad, broccoli salad, and bean salad. For dessert there was cake and blueberry cheesecake. We inhaled the cheesecake. Seriously. Wiped out the whole dish. SO good!

Then it was time to go. We packed up shakers and prizes, and we headed out in search of early season yard sales.

Respectfully submitted, Mary Gelinas

## Southeastern Chapter Meeting, April 27, 2019

Home of Alan Kafitz – Moore, NC

By Sally Sebert

Members gathered at the home of Alan Kafitz and enjoyed a tour of his collection in the kitchen, den, living room and basement. His pottery collection and his late Father's intricate scrollwork collection were equally fascinating.

President Sally Sebert called the meeting to order and gave the financial report for the Treasurer Louise Drane who was unable to attend.

Sally welcomed new member Sandy Tate who recently rediscovered her childhood shaker collection and her love of shakers of all kinds. Her enthusiasm for every shaker type was catching and entertained everyone. We urged her to explore and make use of all the information on the Club's website.

Sally laid out all the information for the upcoming Club Convention in Kansas City and urged everyone to attend if they could. Alan who has been able to attend two conventions, shared his convention experiences with us.

Sally gave a short presentation on collecting Series shakers and brought both of Irene Thornburg's books on Shaker Series. Part of the fun of collecting series sets is filling in known series and discovering new ones. She brought examples from some new series not in the books - two different Pink-Eyed Panda series and one Lefton series with animals with bow ties and cravats with rhinestones and long coats.

The meeting ended with buying and selling and a good time was had by all!

Alan Kafitz



Sandy Tate & Sally Sebert



# CHAPTER MEETING & ACTIVITIES

## Minnesota Chapter Minutes

March 23, 2019

Marcia Oswald, Secretary

After two attempts to have our meeting, due to below zero temperatures and lots of snow, we were finally successful on March 23, 2019! The meeting was at Marilyn and Jim Indahl's home. Those in attendance were: Doreen, Gerald and Laura Schmitt, Merilee Wohlenhaus, Pat and Joel Abel, Mattie Ebersole, Marilyn Indahl, and Jim and Marcia Oswald.

The meeting was called to order by our President, Jim Oswald. Secretary's report from the 12/1/2018 meeting were read and approved. There was no treasurer's report. Our first topic of the day was a discussion of our upcoming chapter meeting with the Heartland chapter on May 4, 2019. Friday night we will have dinner at Golden Corral for those who are in town. Later we will meet at Sandy and Daryl's home to view their collection. Saturday the meeting will be held at Gulden's Restaurant. Sellers can set up early for sales to begin at 9:00 am. Let Jim know if you are selling. Pizza party will be at Jim and Marcia's home on Saturday night for those staying in town.

We discussed putting together a raffle basket for the convention in July. A motion was made by Marcia and seconded by Marilyn that we put together a raffle basket with MN products and money. Motion was carried. We also talked about having a chapter box lot for convention. Those wishing to donate towards the box can bring shaker(s) to the May meeting.

Talked about how to access the national club's website for information. Many were interested in accessing old newsletters to get more information about salt and pepper shakers. Lots of information is to be had in those newsletters, especially if you need lots of facts to make up a trivia game for chapter meetings.

We voted on the best set that represented our theme of "Spring has Sprung". Mattie won and had a choice of a new set of shakers. Congratulations Mattie!

We broke for lunch that was provided by Marilyn and Jim. Great chili and cornbread!

After lunch, we played three games of Shaker Bingo. We all got bingo cards with pictures of shakers Marilyn had taken and put in a bingo card format. She had corresponding cards with pictures that she drew from a pile. Thank you Marilyn for all your hard work and for making that game so much fun!

Joel made a motion to adjourn the meeting and Marilyn seconded it. Motion carried.

Respectfully Submitted,  
Marcia Oswald, Secretary

## LONE STAR SHAKERS MINUTES

May 18, 2019

Submitted by Jo Couch

Our spring meeting was held at the home of Kim & Gary Maddox on May 18. Weather hampered our attendance but present were Kim & Gary, Charles Mertz, Myrna Fredericksen, Weez Wentzel, Ted & Carolyn Shaffer and Ted's mother, and Jo & Don Couch.

The meeting was called to order by our president, Kim Maddox. Minutes were accepted as printed in the newsletter and the treasury report was read and accepted. 2019 chapter dues were collected.

Old business was another discussion of the possibility of doing a Texas Chapter set and again it was tabled until there is adequate funds in our treasury.

New business was a discussion of whether the chapter should renew its website. It was decided unanimously that instead, the chapter would expand with Facebook Boost on a budget of \$30.00.

Kim told us to mark our calendars for the date of 2-29-20 when Lone Star Shakers will have our spring meeting as well as host the Heartland Chapter in Greenville, TX. Details will follow at a later date for activities that weekend.

The theme for this meeting was "Hit the Road for a Summer Vacation". Ted & Carolyn, Weez, and Kim & Gary brought some interesting sets to show and tell.

Next we played a memory game where we viewed 50 shakers for 1 minute and then wrote down as many as we could remember in 2 minutes. Weez won with Myrna as runner-up and both received prizes.

Finally, Myrna treated everyone to a nice set of shakers. Great surprise on a rainy day.

Next meeting will be in the fall. Date and place to be determined later.

Meeting adjourned.

## 2019 California Mini Convention

Submitted by Cheryl Lenhart

The mini usually begins with dinner at the black bear diner the night before the mini. Such fun to see our northern California shaker friends again.

Coffee service was provided by David Elder for early birds creatively displayed on his little giant ladder! We are just overwhelmed by David Elder's generosity for opening his home for our event. His new lady friend Mary Ann is now a recent enthusiastic convert to collecting shakers!

David Elder, our host, is the consummate collector and shared some of his latest conquests. The mint James Dean cookie jar for \$15 in the box. The taxidermized full size mountain lion!

# 2019 CALIFORNIA MINI CONVENTION



It was very realistic. Even his dogs were afraid of it! If you have not seen the home, it is hard to describe. In the dining room, there is 20-foot Christmas tree decorated of only Spode Christmas shakers and ornaments. It is magnificent all year round. Numerous other collections too including a bedpan collection in the bathroom and a complete yellow ducky bathroom theme!

When I entered, Daisy, the little chihuahua, was sitting on Barry Yedlin's lap, who has big Labrador dogs and hates small dogs! Then she went to Russ Sousa! Barry Yedlin left the room and she rolls on the couch to get his scent all over her, then Barry Yedlin walks back in the room and she proceeds to bark at him, then goes back to sit on Barry for more love! She seems to like the men best!

There was of course lots of buying and selling of shakers.



Lots of creativity with the theme shakers this year with a theme of "Under the sea". They included sailors and mermaids to penguins, swordfish, a shark biting a leg, sea horses, shells, and fishermen. Karen Clift won with the entry of the penguins.

Karen also won the 50/50 raffle. It was her lucky day!

There were lots of winners in the tea cup game also. We had an introduction of the tea cup shaker auction to



our southern California group. Bring a shaker to give away and proceeds go to the club. Lot of fun to get a shaker that you want with raffle tickets! Red cups were used instead of tea cups, because they don't break when dropped on concrete!



Phil Mays brought some of what was left of his shaker collection after his home burned to the ground in the Woolsey fire. A kiln can get as hot as 2600 degrees f and the Woolsey fire burned hotter than that.



His Royal Bayreuth tomato shakers that were red are now green! We all sympathized with his loss and marveled at the aftermath and colors that they turned, still full of ashes. Jessica rabbit still had her hand intact, but her red dress seemed to disappear as the red turned to a white color! Phil Mays said he was tired of digging through the contaminated rubble to look for shakers. We all marveled at the new ltd edition Hawaiian shirt that he bought to replace the 75 that he lost in the fire. He was only able to save a few of them. He only had 30 minutes to gather what he wanted to take and evacuate. He talked about getting a toilet in his storage container (that he stores his shakers to sell) so he could live in it. He is living with a friend right now until he can replace his home.

Wooden shakers galore. A dream for a wooden shaker collector! So common that I did not even take a photo of them! Lots of salty and peppy chef shakers in every conceivable size!!! The comments were flying while they were up for auction starting at a

# 2019 CALIFORNIA MINI CONVENTION

dollar a box! There were lots of them. 5 flat boxes of them and 2 file boxes full of wooden shakers too. We teased Barry Yedlin about maybe putting some colonial shakers in the bottom of the file boxes to get rid of them! What do you do with them... leave it to the Yedlin's to come up with this! David Elder, who has a shooting range in his basement, wants them for target practice, fireworks or kindling! Then someone was thinking what would happen if the wooden outhouses were real and fully loaded with.... you know what... One box lot of wooden BBQ shakers and kin, meat markers, and cowbell and such fetched a high price!

Ideas ... Suggestions were made on what to do with them. Maybe we should have games at National Convention in the form of a carnival.

1. Air gun shooting at salty and peppy
2. Ring toss around the chefs
3. Bowling alley.
4. Have a display of a hospital of broken shakers
5. A homeless encampment for salty and peppy's
6. A cemetery of full of wooden shakers.
7. Sawing them in half and making frames out of them.
8. Putting them under a glass top as a table or coffee table at the BBQ,
9. Use wire and stack them like a totem pole
10. Use them stacked up for legs on a table
11. A chess or checkers game with all the different sizes.

Does any of this want to make you bid on wooden shakers??? Oh, where the imagination leads us to!

Cows and mothers with twin babies galore in the auction. Once again, there were the comments on the "sexy box lots" from the gents in the crowd that ran amok! "Let me take a look at those hugging cows again" said David Elder. Phil Mays says, "what hugging...that's not quite a hug." Now everyone wants to see it! "I know the difference between that set of cows and they are not hugging cows, this is an X rated set!" said Phi Mays. The next set auctioned was a cow with nesting twins riding on her back. Phil Mays was quick to remind us that this is what the results are when cow shakers "hugged!" Then came the clay art cow noder Mom with babies sucking on foo foo's nodding away! Then the kangaroo with twins and pigs with twins. More comments about "hugging" shakers and what became of them when they "hug"!

Liane Sousa was our auctioneer. She tried tirelessly to get her husband to bid



on one auction and communication broke down when the price went to too high. She pointed at him and said, "you are the next bidder" and he said, "I am not bidding". She says, "Yes you are"! Perhaps Russ Sousa didn't want those foo foo shakers! As always, she did a great job as our auctioneer and we all appreciate her.



Selfies of lunch were lots of fun. Lots of great food! When Mom picked up the cake from Costco, they all wanted to know what the shake, shake, shake was about. She explained and as always, they thought that we are a crazy bunch!

Our mini shaker was a "Cali bear" created by Allyson Nagle. It is the fourth in the series.

This year's shaker is a one-piece bear holding a large heart sitting in front of the golden gate bridge tray back with Swarovski crystals embedded. Her creation was fabulous and came complete with her travel story for the inspiration behind the shaker.



Oh, what fun we had bidding on the number one and two shakers! It was fun to best each other with a half a dozen people bidding on them! Everyone wants the number one and two sets. We are so grateful for the series that she has created and thank her for making these for us. Thanks so much Allyson! We look forward to the next one!

We all love to see each other at least once every year at mini. It is a community effort. Thanks to everyone for their contributions. It was a wonderful day of Shaking! It does take a village! If you missed it, you missed the wild flowers that were out this year on the mountain! They were spectacular this year!

Sharing what happened to us during this last year was easy and sometimes hard. Some with new grand babies and some with home loss from the Woolsey fire, some with upcoming surgeries. We all watched as the mother dove sat on her nest and fed her little babies. It makes you realize that life goes on and life is short, so buy more shakers! Same time next year at the same place. Please join in the fun and come next year. Shake, shake, shake!



# Chapters and Officers

## BIG APPLE SHAKERS CHAPTER

New York City & Surrounding Areas  
Meets: Twice Yearly Spring & Fall  
Dues: \$10/yr./family  
President: Noreen Neary  
V.P.: Nancy Sharapata  
Secretary: Nancy Pugliese  
Treasurer: Mary Ventura

## CAPITOL COLLECTORS CHAPTER

D.C., Maryland & VA  
Meets: Quarterly  
Dues: \$7/yr./family  
President: Barbara Cummings  
V.P.: Kam Masarsky  
Treasurer: Michael Lerner  
Secretary: Penny Abbott

## SHAKIN'together—EUROPEAN CHAPTER

Meets: 1 time in Europe and at convention in July  
Dues: €10/yr.  
President/Treasurer/Newsletter: Veronique Verbist  
Social Media: Susanna Knust  
E-mail: Rene.springael@telenet.be  
Facebook: European Salt and Pepper Shakers Lovers

## GARDEN STATE CHAPTER

NJ & Bordering States  
Meets: Apr., Sept., or Oct.  
Dues: \$10/yr./family  
President: Rosalie Friedberg  
V.P.: Linda Rice  
Secretary: Joycie Porter  
Treasurer: Linda Rice

## GOLDEN STATE CHAPTER

CA, AZ, NM  
Meets: Feb., May, Aug., Nov.  
Dues: \$10/yr./family  
President: Cheryl Lenhart  
V.P.: Phil Mays  
Secretary: Beverly Warwick  
Treasurer: Dorothy Diamond

## GRAND CANYON CHAPTER

AZ  
Meets: 2 Times a Year  
Dues: \$5.00/yr.  
President: Barry Yedlin  
V.P.: Donna Mcahon  
Secretary/Treasurer: Pat Yedlin

## Gulf South Shakers

(Gulf coast region of KA, SE Texas, MS, AL, FL)  
President: Melissa Tolbird  
Secretary: Angelle Arata

## HEARTLAND CHAPTER

IA, NE, Surrounding States  
Meets: Mar., May, Aug., Oct.  
Dues: \$8.00/yr./family  
President: Ruthie Denney  
V.P.: Maureen Meyer  
Secretary: Debbie Barger  
Treasurer: Deborah Simmons  
Membership: Patti Lewis  
Historian: Maureen Meyer  
Sunshine Chair: Delores Burgess

## LONE STAR SHAKERS CHAPTER

TX, LA, AR, OK  
Meets: 2 Times Yearly Spring & Fall  
Dues: \$10/yr./family  
President: Kim Maddox  
V.P.: Carolyn Shafer  
Treasurer: Jo Couch  
Sec./Newsletter: Sharon Scherpenberg

## MICHIGAN SHAKERS CHAPTER

MI & Nearby States  
www.MichiganSaltandPepperClub.com  
Meets: Jan., Mar., May, Sept., Nov.  
Dues: \$15/for 2 yrs./family  
President: Amy Newmyer  
V.P.: John Ragan  
Secretary: Mary Ragan  
Treasurer: Margaret Horne  
Sunshine Chair: Jean Rowe  
Historian: Joann MacMillen

## MINNESOTA CHAPTER

Covering Minnesota  
Meets: Jan., Mar., June, Oct.  
Dues: \$7.50/yr./family  
President: Jim Oswald  
V.P.: Joel Able  
Secretary: Sandy Sies  
Treasurer: Marcia Oswald

## NORTHWEST SHAKERS WILL TRAVEL

WA & OR  
Meets: Feb., May, Aug., Nov.  
Dues: \$5/yr./Family  
President: Louise Davis  
V.P.:  
Secretary: Melissa Franklin  
Treasurer: Linda Young

## OHIO CHAPTER

OH & Bordering States  
Meets: 2-3 Times Yearly  
Dues: \$5/yr./family  
President: Sheryl Johnson  
V.P.: Bonny Schwitzgale  
Treasurer: Josh Weaver  
Membership/Newsletter: Nancy Sue Johnson

## SHAKERS, EH? CHAPTER

Ontario, Canada  
Meets: Spring & Fall  
Dues: \$10/yr./family  
President: Jane Paetzold  
V.P./Secretary/Treasurer: Jane Paetzold  
Membership: Mary Gelinias

## SHAKERS ANONYMOUS CHAPTER

N. California, N. Nevada  
Meets: Feb., May, Aug., Nov.  
Dues: \$15/yr./family or \$10/yr./single  
President: Liane Sousa  
V.P.: Karen Clift  
Secretary: Susan Firtch  
Treasurer: Alison Green

## SHAKIN' UP PENNSYLVANIA CHAPTER

Central Atlantic Region  
Meets: Twice a Year  
Dues: \$5/yr./family  
President: Marlene Pawlikowski  
V.P.: Laura Daniels  
Secretary: Connie Reid  
Treasurer: Bonnie Noble

## SOUTHEASTERN CHAPTER

AL, MS, NC, SC, WV, VA, TN, KY, GA  
Meets: Spring & Fall  
Dues: \$5/yr.  
President: Sally Sebert  
Secretary: Karen Weaver  
Treasurer: Louise Drane

## WISCONSIN CHAPTER

WI  
Meets: Jan. & Oct.  
Dues: \$5/yr./family  
President: Don Whiting  
Secretary: Karen Framnes  
Treasurer: Pat Wierer

## YANKEE CHAPTER

ME, NH, VT, MA, RI, CT  
Meets: Apr. & Oct.  
Dues: \$10/yr.  
President: Bonnie Clark  
V.P.: David Norton  
Secretary/Membership: Joyce Schurk  
Treasurer: Noreen Neary



KANSAS CITY  
MISSOURI



# Advertising Checklist

## When placing an ad in the newsletter, please use this checklist to save time and avoid confusion.

- Separate your Have Sets, Have Singles, Want Sets, Want Singles, Collections and Lists and clearly identified under what heading your items should be placed?
- Typed or printed your ad legibly?  
Included NAME and ADDRESS on your ad for the editor's reference?
- Counted the number of items to verify that you have not exceeded the 20 item limit?

They may be divided any way between the four categories but only 20 items will be allowed per member, 10 items per associate member. An item is equal to one set, one single, or one collecting interest. The editor will NOT notify members when they have exceeded the limit, but will select the first 20 items as they appear on the received ad. All ads are subject to editing. For example, remarks such as "cute set" or "rare" will not be included. Pictures of singles or sets you want to sell or buy cannot be included in the free ads. If you want to run a picture, you must use the Paid Ad Schedule.

### Paid Ads

HAVE YOU... Checked the Paid Ad Schedule to verify the cost of the ad to be placed? Included a check for that amount made payable to the Club?

### Non-Member Ads

\$1.00 per line including name and address info. One line is equal to 35 characters including spaces.

### Rules, Rates and Restrictions

The club is not responsible for transactions between individuals. All Have/Want ads will be followed by the member's name, city and state. For non-members, the entire address will be given. Please refer to your membership roster for full address and phone information.

### Have and Wants

Free to members, limited to 20 items per member, 10 items per associate member. Members wishing to place lengthy ads must use the Paid Ad schedule.

### Lists

Free to members who have lists of shakers or singles for sale or trade. Four line limit not including name and address. The same ad should not appear more than twice.

### Make all checks payable to:

The Novelty Salt & Pepper Shakers Club. Send check with ad to the newsletter editor. Paid display ads (collector cards) will be identified as such and have the following rates:

### Members Only Rates

Business Card - \$4/issue or \$15 annually (four issues)  
1/4 page - \$15/issue  
1/2 page - \$25/issue  
Full Page - \$50/issue

### Non-Member Rates

Business Card - \$8/issue or \$30 annually (four issues)  
1/4 page - \$30/issue  
1/2 page - \$40/issue  
Full Page - \$100/issue

### Ad sizes

Business card size must not exceed standard size 2" x 3.5"  
1/4 page is 4.75"h x 3.5"w or 2.25"h x 7.5"w  
1/2 page is 10"h x 3.5"w or 4.75"h x 7.5 w

All Haves and Wants should use reference guides listed below:

### Book References

B Bosker  
CT Carey/Tompkins 1-6  
D Davern, Books 1 & 2  
G Guarnaccia, Books 1-4  
G b/w Guarnaccia, Blk&Wht  
H Harris  
Mc McHugh, Books 1-2

### Book References

B Bosker  
CT Carey/Tompkins 1-6  
D Davern, Books 1 & 2  
G Guarnaccia, Books 1-4  
G b/w Guarnaccia, Blk&Wht  
H Harris  
Mc McHugh, Books 1-2  
S Schneider, s&p book  
S-CAS Schneider, CAS  
T Thornburg, Books 1-2  
TT Thornburg/Tompkins, Books 1-3

SGW Shakers Gone Wild, Tompkins/Weaver

### Abbreviations

CHIP Chipped MIB Mint in box NICK Nicked  
NOD Nodder  
OJ Occupied Japan PW Paint Wear REP Repaired

### Shaker Abbreviations

ARC Arcadia Ceramics  
BL Brayton Laguna  
CAS Ceramic Arts Studio  
CLAY Clay Art  
F&F Fiedler & Fiedler Mold & die works. (F&F plastics)  
FITZ Fitz & Floyd  
FRAN Frankoma  
GOE Goebel  
JO Joseph Originals  
NAPCO National Potteries Co.  
NIS National Inter. Kissers  
PC Parkcraft  
PS Poinsettia Studio  
ROSE Rosemeade  
SB Sorcha Boru  
SDD Sarsaparilla Deco Design  
SHAW Shawnee  
VAN Vandor  
VS Vallona Star  
VT VanTellingen



# Official Club Merchandise



**2017 Minneapolis MN**  
\$98 ea.  
Plus shipping



**2016 Allentown PA**  
\$75 ea.  
Plus shipping



**2015 Washington D. C.**  
\$35 ea.  
Plus shipping



**2012 Buffalo NY**  
\$35/ea.  
plus shipping



**2014 Omaha NE**  
\$50 ea.  
Plus shipping



**Official Club Bumper Stickers 2**  
for \$1.00. If ordering bumper sticker  
only, enclose a self-addressed,  
stamped business envelope for  
return shipment.

For shipping and insurance contact Karen Weaver by phone at 330-332-8128 or email at [klw4snps@gmail.com](mailto:klw4snps@gmail.com)  
Multiple sets will probably be sent by UPS. Be sure to include your home address to enable UPS delivery.

**Send orders to:** Karen Weaver, PO Box 365, Canfield, OH 44406. Please make checks payable to the Novelty Salt & Pepper Shaker Club. Please allow 3 to 4 weeks for delivery. Payment should be in US Dollars. If your order has been damaged in shipment, please contact Karen for instructions.





**Novelty Salt & Pepper Shakers Club  
34th Annual Convention  
Kansas City, MO., July 19-20, 2019**